

БАНК
наглядного и раздаточного
материала
2 класс



Hello! I`m Crony

Забавный воронёнок Крони
научит тебя читать.

Обязательно повторяй за мной!

Упражнение

Давайте найдем буквы

D	A	D	b
A	d	a	B
b	D	A	a
В	b	D	a

Важно!

- Чтобы правильно применять правила, для начала разберемся со слогами.
- В английском языке, так же как и в русском, слова делятся на слоги. Очень часто для того чтобы правильно прочитать гласную букву в слоге, необходимо определить тип слога — открытый или закрытый слог.
- Возьмем обычное русское слово «книга» поделим его на слоги: КНИ-ГА. Оба слога оканчиваются на гласный звук, значит, оба слога ОТКРЫТЫЕ.
- Возьмем слово «капкан», поделим на слоги: КАП-КАН. В данном примере оба слога заканчиваются на согласный звук, значит, оба ЗАКРЫТЫЕ.

Запишем правило

- Если слог заканчивается на гласную, то она читается как в алфавите. Такой слог называется **открытым**
- Если слог заканчивается на согласную, то она читается по-другому кратко. Такой слог называют **закрытым**

Упражнение

Прочитаем

Ва

ba

Bad

Dab

Да

da

Dad

Bab




Упражнение Потренируем

Ba da ba Da bad Dad bab dab ba bad da dad
Bad Dad Dab Bab ba da bad bab da ba dad bad



Упражнение

Прочитай как робот



Ba da bad Dad bab da ba
dab ba bad da dad Da dab

Bad Dad Da Ba da dad bad
ba da bad dad ba da dab

Упражнение

Прочитаем на скорость



Ba da dad da Da ba Ba da
Dad ba bad dab bab dad bab
da dad bab Da Dad dab da
bad bab Ba Dad bab Bad ba

Reading



Cat, fat, hat, bat, cap,
black, can, hand, man,
Dan, and, have, ant,
has, Pam

Cake, snake, lake,
plane, Jane, name,
plate, Dave

**Milk, pink, Kim,
sit, big, swim,
rich, is, sister,
kitten, little, listen**

**Bike, like, Mike,
kite, write, white,
fine, nine, ride,
drive, five, ice, I, hi**

**We, me, be, he,
she, Pete**

**Zebra, seven,
desk, men, ten,
pen, hen, red, bed,
wet, egg, leg,
dress, elf, Ken**

Fly, sky, bye, my

**baby, teddy, pretty,
family**

Home, **b**one, **r**ose,
go, **g**host, **r**ope,
nose, **n**o, **T**ony

**Frog, dog, stop, hot,
got, on, Donna**

Pupil, cu**t**e,
compu**t**er, **u**se,
stu**d**ent, mu**s**ic

Nut, but, drum, sun,
fun, run, bus, cup,
jump, puppy,
rubber, Russia

bee, tree, feet, deep,
feel, sweet, green,
queen, eat, meat, team,
read, jeans, peas,
please

- **Mother, brother, with,
this, they, then, that, the**
- **Teeth, thanks, three,
think**

- **W**hale, **w**hite, **w**hen,
why, **w**hat
- **W**ho, **w**hom, **w**hose

Pig



I have a pig.

It is a pink pig.

My pink pig likes to run.

It likes to eat.

My pink pig loves me.

Dog



I have a dog.


My dog is a happy dog.

My dog can run and jump.

My dog is brown.

I love my dog.

Cat



I have a cat.


My cat is in the box.

My cat likes to run.

My cat is orange.

My cat is the best.

Rats



That is my rat.



My rat is in the hat.

My rat can run and jump.

My rat is brown.

I love my rat.

Pets



She has a dog.

He has a cat.

I have a rat.

You have a bird.

We all have pets.

Hat



That was my hat.

My hat was red.

That was my bag.

My bag was green.

I have a new bag and hat.

Circle the numbers

three	8	3	6
eight	9	3	8
six	6	9	8
one	1	10	6
nine	9	8	6
seven	1	7	9
four	4	3	9
two	7	2	10
ten	10	1	6
five	4	1	5

www.playintots.com

Circle the numbers

three	8	3	6
eight	9	3	8
six	6	9	8
one	1	10	6
nine	9	8	6
seven	1	7	9
four	4	3	9
two	7	2	10
ten	10	1	6
five	4	1	5

www.playintots.com

Circle the numbers

three	8	3	6
eight	9	3	8
six	6	9	8
one	1	10	6
nine	9	8	6
seven	1	7	9
four	4	3	9
two	7	2	10
ten	10	1	6
five	4	1	5

www.playintots.com

Circle the numbers

three	8	3	6
eight	9	3	8
six	6	9	8
one	1	10	6
nine	9	8	6
seven	1	7	9
four	4	3	9
two	7	2	10
ten	10	1	6
five	4	1	5

www.playintots.com

Circle the numbers

three	8	3	6
eight	9	3	8
six	6	9	8
one	1	10	6
nine	9	8	6
seven	1	7	9
four	4	3	9
two	7	2	10
ten	10	1	6
five	4	1	5

www.playintots.com

Circle the numbers

three	8	3	6
eight	9	3	8
six	6	9	8
one	1	10	6
nine	9	8	6
seven	1	7	9
four	4	3	9
two	7	2	10
ten	10	1	6
five	4	1	5

www.playintots.com

Circle the numbers

three	8	3	6
eight	9	3	8
six	6	9	8
one	1	10	6
nine	9	8	6
seven	1	7	9
four	4	3	9
two	7	2	10
ten	10	1	6
five	4	1	5

www.playintots.com

Circle the numbers

three	8	3	6
eight	9	3	8
six	6	9	8
one	1	10	6
nine	9	8	6
seven	1	7	9
four	4	3	9
two	7	2	10
ten	10	1	6
five	4	1	5



www.playintots.com

БАНК
наглядного и раздаточного
материала
3 класс

1. Ты услышишь текст два раза.

Определи и обозначь на картинке любимую еду Ани (V) и то, что она не любит знаком (X)

Watch a video and click the food that she likes



What food does she like / doesn't she like..?

What is her favourite food?

2. Изучение вопроса и ответа What's favourite food?

1. Grandfather	a) Мама	1. Grandfather	a) Мама
2. Mother	b) Младшая сестра	2. Mother	b) Младшая сестра
3. Father	c) Младший брат	3. Father	c) Младший брат
4. Family tree	d) Папа	4. Family tree	d) Папа
5. Big brother	e) Бабушка	5. Big brother	e) Бабушка
6. Little sister	f) Семейное дерево	6. Little sister	f) Семейное дерево
7. Grandmother	g) Дедушка	7. Grandmother	g) Дедушка
8. Little brother	h) Старший брат	8. Little brother	h) Старший брат

1	2	3	4	5	6	7	8

1	2	3	4	5	6	7	8

1. Grandfather	a) Мама	1. Grandfather	a) Мама
2. Mother	b) Младшая сестра	2. Mother	b) Младшая сестра
3. Father	c) Младший брат	3. Father	c) Младший брат
4. Family tree	d) Папа	4. Family tree	d) Папа
5. Big brother	e) Бабушка	5. Big brother	e) Бабушка
6. Little sister	f) Семейное дерево	6. Little sister	f) Семейное дерево
7. Grandmother	g) Дедушка	7. Grandmother	g) Дедушка
8. Little brother	h) Старший брат	8. Little brother	h) Старший брат

1	2	3	4	5	6	7	8

1	2	3	4	5	6	7	8

1. Grandfather	a) Мама	1. Grandfather	a) Мама
2. Mother	b) Младшая сестра	2. Mother	b) Младшая сестра
3. Father	c) Младший брат	3. Father	c) Младший брат
4. Family tree	d) Папа	4. Family tree	d) Папа
5. Big brother	e) Бабушка	5. Big brother	e) Бабушка
6. Little sister	f) Семейное дерево	6. Little sister	f) Семейное дерево
7. Grandmother	g) Дедушка	7. Grandmother	g) Дедушка
8. Little brother	h) Старший брат	8. Little brother	h) Старший брат

1	2	3	4	5	6	7	8

1	2	3	4	5	6	7	8

1. Grandfather	a) Мама	1. Grandfather	a) Мама
2. Mother	b) Младшая сестра	2. Mother	b) Младшая сестра
3. Father	c) Младший брат	3. Father	c) Младший брат
4. Family tree	d) Папа	4. Family tree	d) Папа
5. Big brother	e) Бабушка	5. Big brother	e) Бабушка
6. Little sister	f) Семейное дерево	6. Little sister	f) Семейное дерево
7. Grandmother	g) Дедушка	7. Grandmother	g) Дедушка
8. Little brother	h) Старший брат	8. Little brother	h) Старший брат

1	2	3	4	5	6	7	8

1	2	3	4	5	6	7	8

БАНК
наглядного и раздаточного
материала
4 класс

[t]- yellow [d] – blue [id] - green

liked	hated	opened	lived	played
planned	painted	joined	closed	baked
wanted	washed	started	invented	jumped
cooked	cleaned	invited	walked	talked
skipped	decided	helped	asked	needed

https://xt.com/cherkova_english

[t]- yellow [d] – blue [id] - green

liked	hated	opened	lived	played
planned	painted	joined	closed	baked
wanted	washed	started	invented	jumped
cooked	cleaned	invited	walked	talked
skipped	decided	helped	asked	needed

https://xt.com/cherkova_english

[t]- yellow [d] – blue [id] - green

liked	hated	opened	lived	played
planned	painted	joined	closed	baked
wanted	washed	started	invented	jumped
cooked	cleaned	invited	walked	talked
skipped	decided	helped	asked	needed

https://xt.com/cherkova_english

[t]- yellow [d] – blue [id] - green

liked	hated	opened	lived	played
planned	painted	joined	closed	baked
wanted	washed	started	invented	jumped
cooked	cleaned	invited	walked	talked
skipped	decided	helped	asked	needed

https://xt.com/cherkova_english

Ты услышишь сообщение. Для каждого предложения А–Е выбери один правильный вариант ответа из трёх предложенных (1, 2 или 3). Ты услышишь текст дважды

A. What is Sam going to have first at school?

1. A History lesson.
2. An Art class.
3. A Science quiz.

B. What subject does Sam find interesting?

1. English.
2. History.
3. Science.

C. What does Sam hope to do in History class?

1. Learn about ancient civilizations.
2. Watch a documentary.
3. Draw famous paintings.

D. Who is Sam's Art teacher?

1. Mr. Johnson.
2. Mrs. Smith.
3. Ms. Brown.

E. What is Sam planning to do after school?

1. Go to the library with Emily.
2. Go home immediately.
3. Have dinner with friends.

Запиши в таблицу выбранные цифры под соответствующими буквами.

A	B	C	D	E

Ты услышишь сообщение. Для каждого предложения А–Е выбери один правильный вариант ответа из трёх предложенных (1, 2 или 3). Ты услышишь текст дважды

A. What is Sam going to have first at school?

1. A History lesson.
2. An Art class.
3. A Science quiz.

B. What subject does Sam find interesting?

1. English.
2. History.
3. Science.

C. What does Sam hope to do in History class?

1. Learn about ancient civilizations.
2. Watch a documentary.
3. Draw famous paintings.

D. Who is Sam's Art teacher?

1. Mr. Johnson.
2. Mrs. Smith.
3. Ms. Brown.

E. What is Sam planning to do after school?

1. Go to the library with Emily.
2. Go home immediately.
3. Have dinner with friends.

Запиши в таблицу выбранные цифры под соответствующими буквами.

A	B	C	D	E

Ты услышишь сообщение. Для каждого предложения А–Е выбери один правильный вариант ответа из трёх предложенных (1, 2 или 3). Ты услышишь текст дважды

A. What is Sam going to have first at school?

1. A History lesson.
2. An Art class.
3. A Science quiz.

B. What subject does Sam find interesting?

1. English.
2. History.
3. Science.

C. What does Sam hope to do in History class?

1. Learn about ancient civilizations.
2. Watch a documentary.
3. Draw famous paintings.

D. Who is Sam's Art teacher?

1. Mr. Johnson.
2. Mrs. Smith.
3. Ms. Brown.

E. What is Sam planning to do after school?

1. Go to the library with Emily.
2. Go home immediately.
3. Have dinner with friends.

Запиши в таблицу выбранные цифры под соответствующими буквами.

A	B	C	D	E

Ты услышишь сообщение. Для каждого предложения А–Е выбери один правильный вариант ответа из трёх предложенных (1, 2 или 3). Ты услышишь текст дважды.
Мы готовы начать.

«Hi, Dad. It's Sam. I'm at school, and I'm about to have a Science quiz. I've studied hard for it, so I'm confident I'll do well. After the Science quiz, I have a History lesson. It's quite interesting because we are learning about ancient civilizations. I hope we watch another documentary today; they are always fun. My last lesson today is Art, which I really enjoy. Our teacher, Mr. Johnson, is going to show us some famous paintings. After school, I'm planning to go to the library with my friend, Emily, to work on our group project. I'll be home by 4 p.m., and then I'll help with dinner.»

У тебя есть 30 секунд, чтобы записать ответы в таблицу.

(Пауза 30 секунд.)

Сейчас ты услышишь диалог ещё раз.

(Повтор.)

У тебя есть 30 секунд, чтобы проверить свои ответы.

Задание завершено.

Время, отведённое на выполнение заданий, истекло.

4 класс. Работа с текстом. Прошедшее простое время. Правильные глаголы.

Task 1. Read the text and do the task

I have got many friends and William is the best. He is a very busy boy. Last Monday he visited his grandmother. Then on Tuesday he visited the zoo with his class. It was very interesting for him. He played football with his team on Wednesday. On Friday he helped his dad. They planted some flowers in their garden. At weekends he played with his friends in the park. On Saturday William biked all day long. He always bikes on Saturdays. On Sunday he played some computer games with me. He is a good player. William's week was hard and interesting.

True (T), False (F), Don't say (DS)

1. This text is about William's last week.
2. He is very hard boy.
3. He has got a lot of things to do every day a week.
4. He was at his grandma's on Monday.
5. William liked visiting the zoo with his class.
6. He played football on Thursday.
7. He is a good football player.
8. On Friday he worked in the garden with his mum.
9. On Saturday William biked from morning till night.
10. William is bad at computer games.

4 класс. Работа с текстом. Прошедшее простое время. Правильные глаголы.

Task 1. Read the text and do the task

I have got many friends and William is the best. He is a very busy boy. Last Monday he visited his grandmother. Then on Tuesday he visited the zoo with his class. It was very interesting for him. He played football with his team on Wednesday. On Friday he helped his dad. They planted some flowers in their garden. At weekends he played with his friends in the park. On Saturday William biked all day long. He always bikes on Saturdays. On Sunday he played some computer games with me. He is a good player. William's week was hard and interesting.

True (T), False (F), Don't say (DS)

1. This text is about William's last week.

2. He is very hard boy.
3. He has got a lot of things to do every day a week.
4. He was at his grandma`s on Monday.
5. William liked visiting the zoo with his class.
6. He played football on Thursday.
7. He is a good football player.
8. On Friday he worked in the garden with his mum.
9. On Saturday William biked from morning till night.
10. William is bad at computer games.

B. Answer the questions

1. What's William like?
2. Did he visit his grandma on Monday?
3. Was it interesting in the zoo?
4. Did he play volleyball on Wednesday?
5. What did William and his dad plant in the garden ?
6. Where did he play on Saturday and Sunday?
7. Is William a good computer player or not?
8. Was it a hard and interesting week?

1. Прочитай и переводи

Read and translate the text

It was Sunday yesterday. There were a lot of children in the park. Nina and Sasha played badminton. Tim wanted to fly the kite but it wasn't windy. Sergey tried to ride his bike, but he needed help. Maxim helped him to fix the bike. Victor painted his face and the children laughed. Their parents watched them.



True or false?

1. It was Tuesday yesterday.
2. There were a lot of children.
3. Nina played basketball.
4. It was windy.
5. Sergey needed help.
6. Maxim fixed the bike.
7. Victor painted a picture.
8. Their parents listened to music.



- 2. По тексту выбери верны или нет фразы.**
- 3. Найди правильные глаголы прошедшего времени.**
- 4. Прочитай и распредели их по правилу чтения окончания –ed.**

Обозначь, какие слова относятся к профессиям (jobs), место (place) и действию (action)

Write in the item numbers in the list of boxes for each group

Jobs

Places

Action

1 nurse	2 waiter	3 fix cars	4 greengrocer	5 postman
6 cafe	7 help sick people	8 garage	9 bake bread and make cakes	10 hospital
11 baker's	12 take letters to people's houses	13 post office	14 serve food and drinks	15 mechanic
16 sell vegetables and fruit	17 greengrocer's	18 baker		